



# TSST2150

Series

## 40-2150 MHz Directional Couplers

- ▶ High frequency broadband range 40-2150MHz L-Band suitable for analog and digital satellite applications
- ▶ Capacitor coupling circuitry effectively blocks DC voltage at tapped ports while DC power is allowed passage from input to output for remote LNB-powering applications and powering the antenna preamplifier directly from the headend
- ▶ High-performance printed board circuitry provides low intermodulation distortion to ensure excellent digital performance
- ▶ Solder-back cover-plate provides maximum EMI-RFI shielding >-130dB eliminating signal ingress to guarantee distortion free pictures
- ▶ Thick tin-coated zinc-alloy diecast housing ensures excellent ground bonding and long corrosion-free service life in indoor/outdoor applications
- ▶ 1-inch centered 1/2" long precision machined F-connector threads ensure improved port-to-connector interface and accommodate external security devices
- ▶ Internal seizing pins provide improved connectivity to connector center lead
- ▶ Mounting tabs with provided mounting screws enables easy installation
- ▶ Cast-in integrated ground block with convenient mounting screws enables cost-effective installations



TSST-2150-1



TSST-2150-2

**TRU-SPEC™**  
A PICO MACOM REGISTERED TRADEMARK

# TSST2150

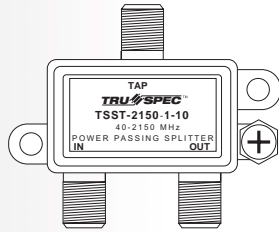
Series

## 40-2150 MHz Directional Couplers

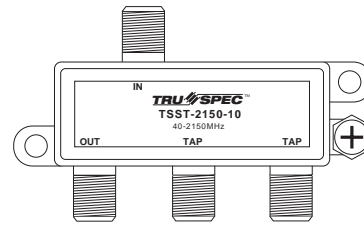
TruSpec's TSST2150-series professional-commercial grade high frequency Directional Couplers are manufactured to precise performance specifications to provide low insertion loss, high isolation and return loss performance. These directional couplers are ideally suited for SMATV systems, combining satellite with terrestrial signals and used in both 950-1450 MHz satellite distribution systems and stacked polarity 950-2150MHz satellite systems. **TSST2150-series** taps are used in applications requiring the bulk of the signal to pass through one port while reduced signal passes from the tapped port. This feature ideally suits these taps for systems using a looped or tree and branch architectures. DC power passes through the input-output ports for full flexibility in remote LNB powering applications while blocking DC power through the tapped ports. Our advanced printed board circuitry ensures high-quality analog or digital signal transfer. Precision machined F-port threads ensure easy connector installation and re-removal, and improved port-to-connector interface. Internal seizing pins provide excellent connectivity to connector center lead. **TSST2150-series** directional couplers feature a solder-back cover-plate to provide the highest possible EMI-RFI shielding >-130dB eliminating signal ingress and providing a full environmental seal. A tin-plated coating over a zinc-alloy diecast housing ensures excellent corrosion resistance. Each **TSST2150** splitter is fully tested at the factory to fully comply with precise quality standards.

# TSST2150 Series

40-2150 MHz Directional Couplers



**TSST-2150-1**



**TSST-2150-2**

## Specifications

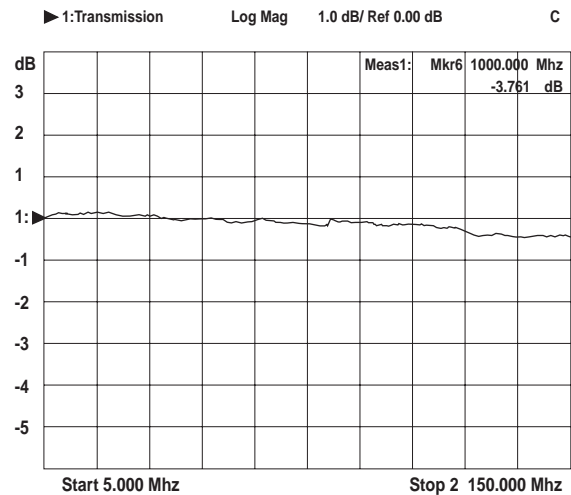
### TSST-2150-1

Tap Loss +/-0.6dB: 10,12,16,20,24 dB  
 Insertion Loss (In-Out): 1.9dB Typical  
 Return Loss (Output): 15dB Typical  
 Isolation (Tap-Out): 28dB Typical  
 Dimensions: 2.4" (L) x 2.0" (W) x 0.6"(H)

### TSST-2150-2

Tap Loss +/-0.6dB: 10,12,16,20,24 dB  
 Insertion Loss (In-Out): 2.0dB Typical  
 Return Loss (Output): 16dB Typical  
 Isolation (Tap-Out): 30dB Typical  
 Dimensions: 3.1"(L) x 2.0"(W) x 0.6"(H)

### INSERTION LOSS Typical



## Ordering Information

**TSST-2150-1** -  1-Port – Tap Values: 10, 12, 16, 20, 24dB

**TSST-2150-2** -  2-Port – Tap Values: 10, 12, 16, 20, 24dB