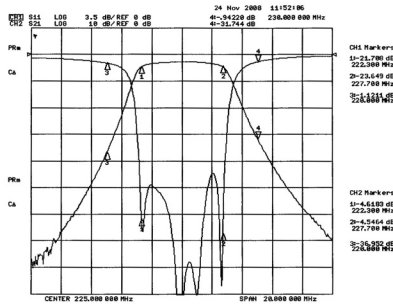


Single Digital Channel Bandpass Filters (*Ultra-Selective*)

3303D Channel Bandpass Filter



Typical Frequency Response of 3303D

3303D Series – CATV (low) / VHF

14584D Series – CATV (high) / UHF

These bandpass filters provide superior single channel isolation - eliminating virtually all potential sources of interference - while maintaining low channel insertion loss.

Applications:

- * Modulator Signal Conditioning for Reinsertion of Alternate Programming
- * Local DTV Signal Isolation for CATV Headend Integration

3303D Specifications:

Available Channels	Channel Insertion Loss (Max)	Rejection (from Channel Center)
2 - 6 (CATV / VHF)	3.0 dB [Max.]	40 dB (Typ.) ± 5 MHz
7 - 13 (CATV / VHF)	4.5 dB [Max.]	35 dB (Typ.) ± 5 MHz
14 - 22 (CATV)	4.0 dB [Max.]	40 dB (Typ.) ± 5 MHz
23 - 36 (CATV)	5.0 dB [Max.]	35 dB (Typ.) ± 5 MHz
95 - 99 (CATV)	3.5 dB [Max.]	40 dB (Typ.) ± 5 MHz

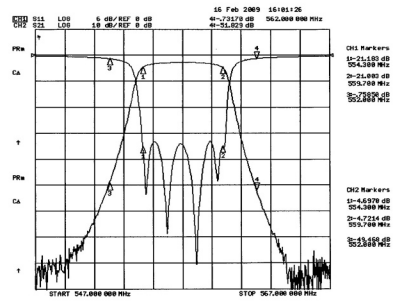
Mechanical Specifications:

Baseplate Dimensions: 10.25" x 1.50"
 F-female Connectors (75 ohms)
 Rack Mount Configuration – Optional
 Analog Version Available Upon Request

Ordering Information:

3303D-(CH)
 (CH) = Channel #

14584D Bandpass Filter



Typical Frequency Response of 14584D

14584D Specifications:

Available Channels	Channel Insertion Loss (Max)	Rejection (from Channel Center)
37 to 53 (CATV)	3.0 dB [Max.]	25 dB (Min.) ± 5 MHz
54 to 125 (CATV)	5.0 dB [Max.]	25 dB (Min.) ± 5 MHz
14 to 51 (UHF)	5.0 dB [Max.]	25 dB (Min.) ± 5 MHz

Mechanical Specifications:

Rack Chassis Configuration (1 RU) - Standard
 F-female Connectors (75 ohms)
 Wall Mount Configuration - Optional
 Analog Version Available Upon Request

Ordering Information:

14584D-(CH)(X)
 (CH) = Channel #
 (X) = (C)ATV or (U)HF

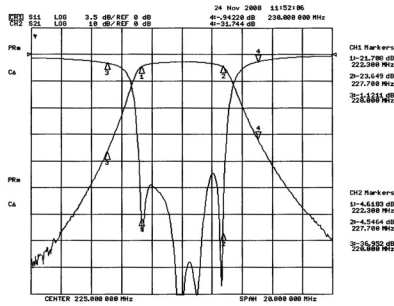
Order From:



Toll Free: 800-423-2594
 www.multicominc.com
 multicom@multicominc.com

Single Digital Channel Bandpass Filters (*Ultra-Selective*)

3303D Channel Bandpass Filter



Typical Frequency Response of 3303D

3303D Series – CATV (low) / VHF

14584D Series – CATV (high) / UHF

These bandpass filters provide superior single channel isolation - eliminating virtually all potential sources of interference - while maintaining low channel insertion loss.

Applications:

- * Modulator Signal Conditioning for Reinsertion of Alternate Programming
- * Local DTV Signal Isolation for CATV Headend Integration

3303D Specifications:

Available Channels	Channel Insertion Loss (Max)	Rejection (from Channel Center)
2 - 6 (CATV / VHF)	3.0 dB [Max.]	40 dB (Typ.) ± 5 MHz
7 - 13 (CATV / VHF)	4.5 dB [Max.]	35 dB (Typ.) ± 5 MHz
14 - 22 (CATV)	4.0 dB [Max.]	40 dB (Typ.) ± 5 MHz
23 - 36 (CATV)	5.0 dB [Max.]	35 dB (Typ.) ± 5 MHz
95 - 99 (CATV)	3.5 dB [Max.]	40 dB (Typ.) ± 5 MHz

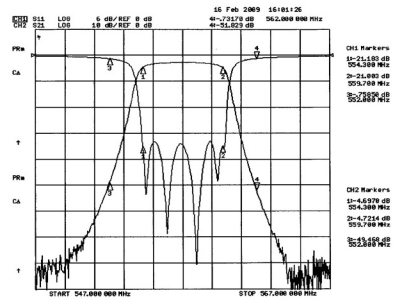
Mechanical Specifications:

Baseplate Dimensions: 10.25" x 1.50"
 F-female Connectors (75 ohms)
 Rack Mount Configuration – Optional
 Analog Version Available Upon Request

Ordering Information:

3303D-(CH)
 (CH) = Channel #

14584D Bandpass Filter



Typical Frequency Response of 14584D

14584D Specifications:

Available Channels	Channel Insertion Loss (Max)	Rejection (from Channel Center)
37 to 53 (CATV)	3.0 dB [Max.]	25 dB (Min.) ± 5 MHz
54 to 125 (CATV)	5.0 dB [Max.]	25 dB (Min.) ± 5 MHz
14 to 51 (UHF)	5.0 dB [Max.]	25 dB (Min.) ± 5 MHz

Mechanical Specifications:

Rack Chassis Configuration (1 RU) - Standard
 F-female Connectors (75 ohms)
 Wall Mount Configuration - Optional
 Analog Version Available Upon Request

Ordering Information:

14584D-(CH)(X)
 (CH) = Channel #
 (X) = (C)ATV or (U)HF

Order From:



Toll Free: 800-423-2594
 www.multicominc.com
 multicom@multicominc.com