


Changing the MCA-30860R Splitter


The Multicom MCA-30860R comes with an unbalanced splitter (50/30dBmV output), preinstalled in the unit and a balanced splitter (50/50dBmV output), in the box.

To change the splitter follow these instructions:

1. Open unit by unscrewing the 6 screws on the top of the unit
2. Open the top
3. Pull splitter straight up (see illustration)
4. Replace alternative splitter in exact location
5. Replace top of unit and screws securely



**Distribution Amplifier
with Reverse Manual**



**MCA-30860R
30db Gain 860MHz**

Established in 1982, Multicom, Inc. is a manufacturer and full-line stocking distributor for end-to-end integration of communication solutions.

Multicom stocks over 13,000 products from more than 270 of the world's major manufacturers. These products are used to acquire, process and distribute television, data, voice, security, and traffic control signals over fiber optic, copper, and coax cable.

www.multicominc.com

Multicom, Inc.
Ph: 800-423-2594 | 407-331-7779
Fax: 407-339-0204
Email: multicom@multicominc.com

*Specifications subject to change without notice

© Multicom, Inc. 2015

Key Features of the MCA-30860R


- Forward Frequency: 54-860 MHz
- Reverse Frequency: 5-42MHz
- Dual output ports featuring both balanced and unbalanced capabilities*
- Extremely low distortion and harmonic content
- Suitable for HDTV, CATV, Off-air analog and digital RF distribution applications
- Continuously adjustable equalizer and gain control

Description

The dual output MCA-30860R has been specifically designed for use in multi-dwelling environments such as hospitals, apartment complexes and hotels.

This high-gain unit has a bandwidth of 860MHz, allowing effective transmission of large volumes of data within the CATV network.

The built-in equalizer and attenuator allow for increased flexibility and easy adjustment of the signal output.



* See back cover for instructions on how to change the splitter

MCA-30860R Specifications

Specification:		Value:
Forward Frequency:		54 - 860 MHz
Forward Gain:		30 ±1.5dB
Maximum Output @ 135 Channel Loading:	Unbalanced Splitter (Installed)	1 Output @ 50dBmV 1 Output @ 30dBmV
	Balanced Splitter (Included in box)	2 Outputs @ 50dBmV
Frequency Response:		±0.75dB
Forward Noise Figure:		<6dB
Passband Flatness:		+ 1dB
Gain Adjust Range:		0 - 20dB
Slope Adjust Range:		0 - 20dB
Input Return Loss:		≥15dB
Output Return Loss:		≥15dB
Reverse Frequency:		5 - 42MHz
Reverse Gain:		20 ±1.5dB
Reverse Output	Unbalanced Splitter (Installed)	1 Port @ 40dBmV 1 Port @ 20dBmV
	Balanced Splitter (Included in box)	2 Ports @ 37dBmV
Reverse Noise Figure:		< 8dB
Input and Output Impedance:		75 Ohms
In/Output & Test Points Connectors:		F-Type Female
Test Points:		-20dB
Power Input:		110 V AC, 60 Hz, 8 W, 1A AC Fuse (Internal)
Operating Temperature:		14° F to 122° F (-10° C to +50° C)
Dimensions:		9" x 5.5" x 2.5" (23cm x 14cm x 6.5cm)
Weight:		2.2 Lbs. (1 Kg)