




BMT

Series

900MHz Back-Matched Drop Tap

- ▶ **Broadband 5-900 MHz frequency range**
- ▶ **Bi-directional thru-port ensures simple foolproof installation**
- ▶ **DC power passing at thru-port and power blocked at tap-port provides for remote powering applications and powering the antenna preamplifier directly from the headend**
- ▶ **Yellow-chromate plated zinc-alloy diecast housing ensures excellent ground bonding and long corrosion-free service life in indoor/outdoor applications**
- ▶ **Epoxy-sealed back cover provides effective EMI-RFI shielding >-70dB eliminating signal ingress to provide distortion free pictures**
- ▶ **Precision machined F-connector threads ensure improved port-to-connector interface and accommodate external security devices**
- ▶ **Internal seizing pins provide improved connectivity to connector center lead**
- ▶ **Cast-in mounting-tab with provided mounting screws enables easy installation**
- ▶ **Voltage blocking capacitor on Tap port for improved hum modulation and intermodulation performance ensures superior picture quality**
- ▶ **Used with TruSpec's BP1 wall-plate for easy installation**
- ▶ **Performance tests conducted conforming with SCTE standards IPS TP-201, 202, 203, 406**

TRU SPEC™
A PICO MACOM REGISTERED TRADEMARK



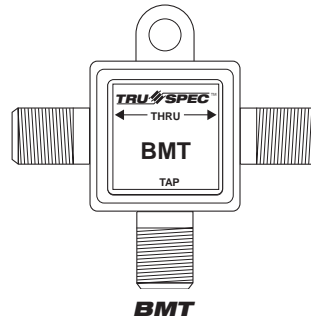
BMT Series

900MHz Back-Matched Drop Tap

TruSpec's **BMT-series** commercial-grade back-matched drop taps provide reliable performance in international and domestic CATV/SMATV distribution systems. These taps are used in applications requiring the bulk of the signal passing through one port while reduced signal passes from the tapped port. This feature ideally suits **BMT-series** taps for systems using looped or tree and branch architectures. The unique bi-directional circuit design allows the tapped port to function regardless of signal flow direction at the thru-ports simplifying installation and reducing service calls from incorrect installation. The **BMT series** features extremely low through-loss performance enabling longer distribution runs saving cost by reducing amplifier requirements. F-port threads are precision machined, ensuring easy connector installation and removal, and improved port-to-connector interface. The zinc-alloy cast case and epoxy sealed back plate provide superior RFI shielding (-70dB) and a full environmental seal. Each **BMT-series** tap is individually tested at the factory to comply with precise quality standards.

BMT Series

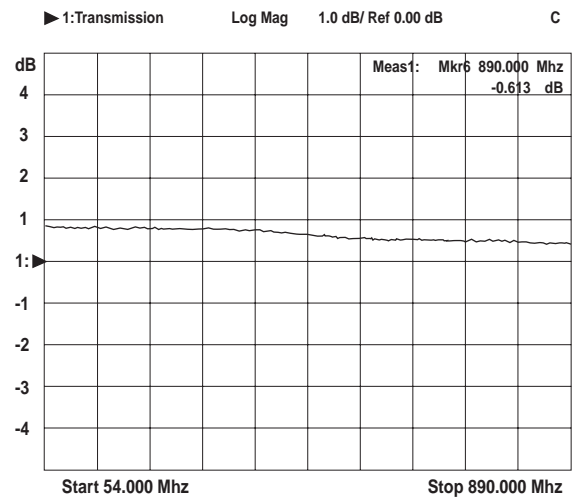
900MHz Back-Matched Drop Tap



Specifications

| | |
|--------------------------|--------------------------------|
| Tap Loss +/-0.6dB: | 7, 12, 17, 23 |
| Insertion Loss (In-Out): | 0.96dB Typical |
| Return Loss (Output): | 15dB Typical |
| Isolation (Tap-Out): | 23dB Typical |
| Dimensions: | 2.3" (L) x 1.9" (W) x 0.5" (H) |

INSERTION LOSS Typical



Ordering Information

BMT- Tap Values: 7, 12, 17, 23 dB