

TSPPS2150

Series


40-2150MHz 130dB EMI Satellite Splitters

- ▶ High frequency broadband range 40-2150MHz L-Band suitable for analog and digital satellite applications
- ▶ DC power passage to all ports provides for remote LNB-powering applications and powering the antenna preamplifier directly from the headend
- ▶ Solder-back cover-plate provides maximum EMI-RFI shielding >-130dB eliminating signal ingress to guarantee distortion free pictures
- ▶ Tin-plated zinc-alloy diecast housing ensures excellent ground bonding and long corrosion-free service life in indoor/outdoor applications
- ▶ High-performance printed board circuitry provides low intermodulation distortion to ensure excellent digital performance
- ▶ 1-inch centered 1/2" long precision machined F-connector threads ensure improved port-to-connector interface and accommodate external security devices
- ▶ Internal seizing pins provide improved connectivity to connector center lead
- ▶ Mounting tabs with provided mounting screws enables easy installation
- ▶ Cast-in integrated ground block with convenient mounting screws enables easy and cost-effective installations

TRU-SPEC™
A PICO MACOM REGISTERED TRADEMARK



TSPPS-2150-2



TSPPS-2150-4

TSPPS2150

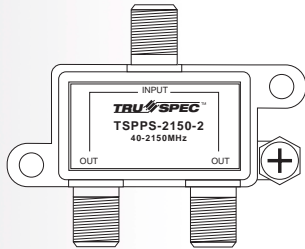
Series

40-2150MHz 130dB EMI Satellite Splitters

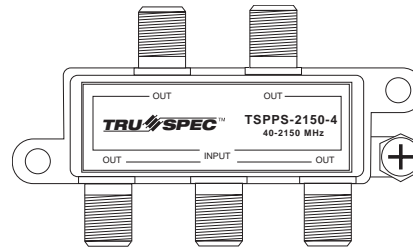
TruSpec's TSPPS2150-series professional-commercial grade high frequency satellite splitters are manufactured to precise performance specifications to provide low insertion loss, high isolation and return loss performance. These splitters are ideally suited for headends where satellite signals are split to multiple receivers and used in both 950-1450 MHz satellite distribution systems and stacked polarity 950-2150MHz satellite systems. DC power passes through all ports for full flexibility in remote LNB powering applications. Our advanced printed board circuitry ensures high-quality analog or digital signal transfer. Precision machined F-port threads ensure easy connector installation and removal, and improved port-to-connector interface. Internal seizing pins provide excellent connectivity to connector center lead. TSPPS2150 series splitters feature a solder-back cover-plate to provide the highest possible EMI-RFI shielding >-130dB eliminating signal ingress and providing a full environmental seal. A yellow-chromate coating over a zinc-alloy diecast housing ensures excellent corrosion resistance. Each TSPPS2150 splitter is fully tested at the factory to fully comply with precise quality standards.

TSPPS2150 Series

40-2150MHz 130dB EMI Satellite Splitters



TSPPS-2150-2



TSPPS-2150-4

Specifications

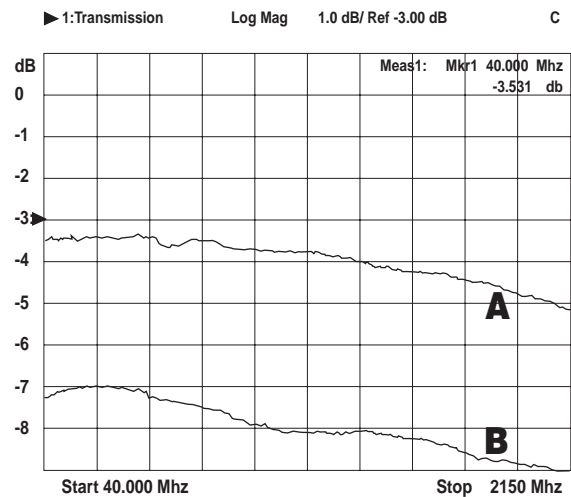
TSPPS-2150-2

Insertion Loss (In-Out) : 4.2dB Typical **Trace A**
Return Loss (Output): 16dB Typical
Isolation (Out-Out): 29dB Typical
Dimensions: 2.3" (L) x 1.9" (W) x 0.6"(H)

TSPPS-2150-4

Insertion Loss (In-Out): 8.3dB Typical **Trace B**
Return Loss (Output): 12dB Typical
Isolation (Out-Out): 21dB Typical
Dimensions: 3.0"(L) x 1.9"(W) x 0.6"(H)

INSERTION LOSS Typical



Ordering Information

TSPPS-2150-2 2-Port Splitter

TSPPS-2150-4 4-Port Splitter