





MNS-2 & MNS-2E

Multimedia Network Splitter

DigiTap



The RMS MNS-2 & MNS-2E Network Splitter are ideal for applications where you want to simplify the drop installs. Also you get a lower loss to the subscriber as compared with using a HPF and splitter. It also has built in surge protection and meets IEEE C62.41 A3 specifications. There are two models available MNS-2 (5-42/54-1000MHz) & MNS-2E (5-65/80-1000MHz) .

Features:

- Bandwidth 5MHz to 1GHz
- RFI Shielding >-120dB
- Micro-strip designed PCB for consistency of specifications and superior total bandwidth characteristics
- Premium ferrites, resistors and capacitors
- HPF incorporates SMD devices for superior Digital performance
- Zinc housing that is chromated and plated for maximum corrosion resistance
- Precision machined "F" ports that are SCTE compliant
- Each unit is individually packaged with mounting screws
- Capacitors on all ports for excellent hum & inter-modulation spec
- Dual flush mounting tabs for easy installation
- Integrated heavy duty grounding screw
- Modified 360 degree contacts that offer excellent contact between coax and F61 also has an excellent wiping action
- Concave solder back design assures 100% sealing of back plate to the housing and prevents pinholes
- Excellent insertion loss, isolation & return loss (input/output)
- 100% quality control at our factory
- Laminated label (UV stabilized)
- CE approved

Available through

Multicom, Inc.

1076 Florida Central Parkway, Longwood, FL 32738

Ph: 407-331-7779 Toll Free: 800-423-2594 Fax:407-339-0204

www.multicominc.com

multicom@multicominc.com

MNS-2 & MNS-2E Network Splitter



MNS-2 & MNS-2E

Multimedia Network Splitter

Specifications MNS-2

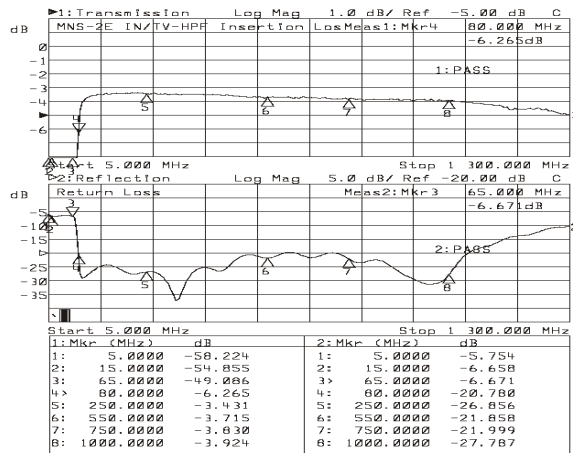
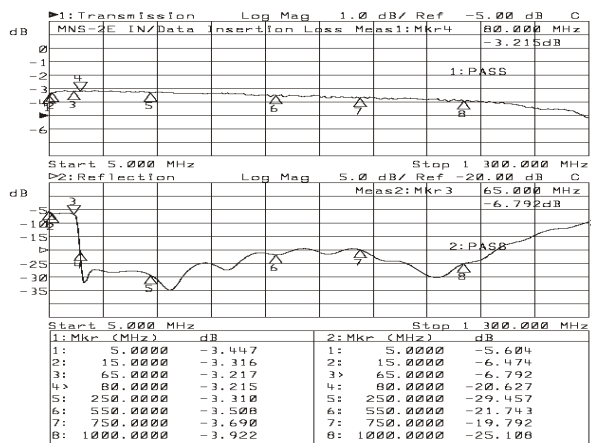
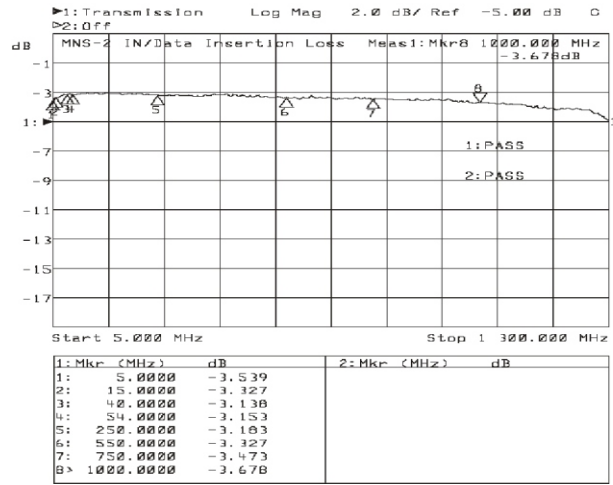
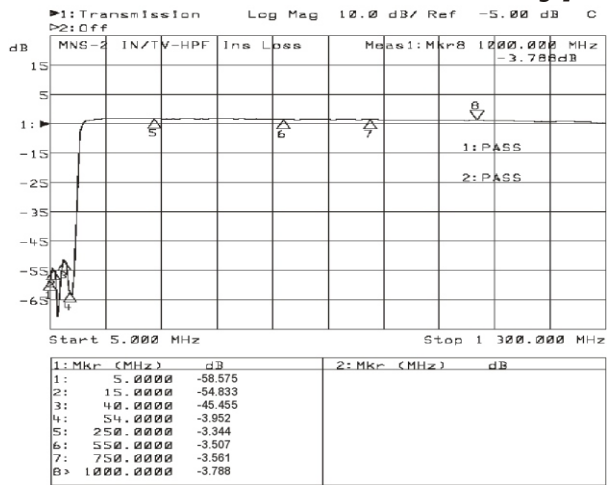
Parameter	Frequency	Typical (dB)	QA (dB)
TV	5 - 42MHz	50	40
Insertion Loss (Maximum dB)	54 - 1000MHz	4.7	5.0
DATA	5 - 42MHz	4.5	5.0
Insertion Loss (Maximum dB)	54 - 1000MHz	4.6	5.0
TV-DATA	5 - 42MHz	70	65
Isolation (Minimum dB)	54 - 1000MHz	30	25
Input	54 - 250MHz	22	18
Return Loss (Minimum dB)	251 - 900MHz	23	20
	901 - 1000MHz	23	18
TV	54 - 250MHz	21	18
Return Loss (Minimum dB)	251 - 900MHz	26	20
	901 - 1000MHz	25	20
DATA	5 - 14MHz	31	18
Return Loss (Minimum dB)	15 - 42MHz	38	25
	54 - 250MHz	36	20
	251 - 900MHz	23	20
	901 - 1000MHz	23	18

MNS-2E

Frequency	Typical (dB)	QA (dB)
5 - 65MHz	50	40
80 - 1000MHz	4.7	5
5 - 65MHz	4.5	5
80 - 1000MHz	4.6	5
5 - 65MHz	70	65
80 - 1000MHz	30	25
80 - 250MHz	22	18
251 - 900MHz	23	20
900 - 1000MHz	23	18
80 - 250MHz	21	18
251 - 900MHz	26	20
900 - 1000MHz	25	20
5 - 14MHz	31	18
14 - 65MHz	38	25
80 - 250MHz	36	20
250 - 900MHz	23	20
900 - 1000MHz	23	18

RFI	-125dB
2nd Harmonics	-45dBmV, measured with a 55dBmV return path input carrier
Surge Testing	6KV, 100KHZ Ring Wave Surge, IEEE C62.41 A3

Typical Plots



Available through

Multicom, Inc.

1076 Florida Central Parkway, Longwood, FL 32738

Ph: 407-331-7779 Toll Free: 800-423-2594 Fax: 407-339-0204

www.multicominc.com

multicom@multicominc.com